



CE Made in Italy  
DESIGNED AND MANUFACTURED  
AT RAASM - ITALY

## FLUIDS AND LUBRICATION EQUIPMENT

### Automotive Lubrication



### Industrial Hose reels



### Industrial Pumps



technology, quality, functionality

Catalogue No 219


1st January 2011



General view of RAASM Area in San Zeno di Cassola - Vicenza



The starting point for the entire production cycle is the research and design of new solutions that will become cutting-edge products.





**PRODUCTS DEVELOPED AND TESTED IN EVERY SINGLE DETAIL**



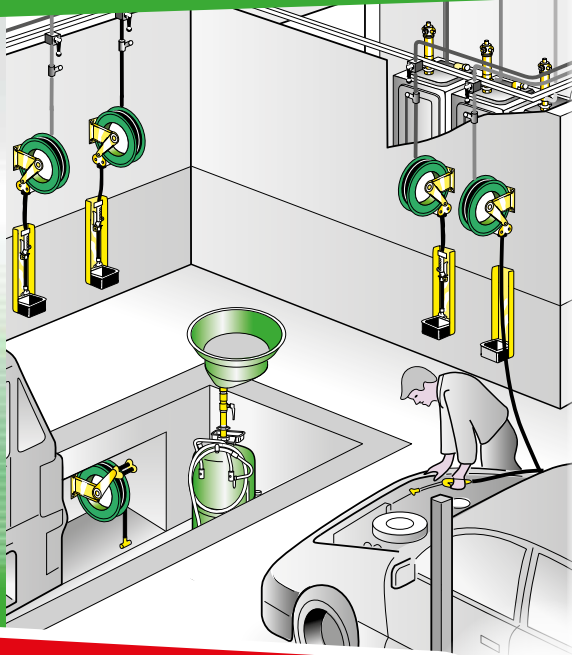


Pumps assembling with final control using a special software to verify pump's functionality.

## EFFICIENT AND WELL ORGANIZED ASSEMBLY LINES

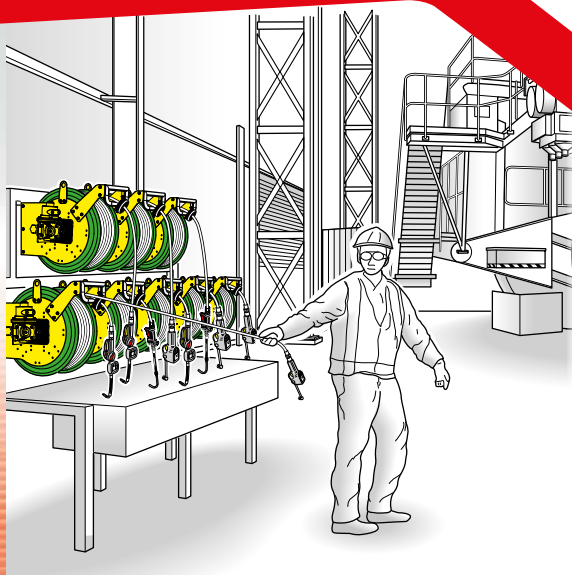


## Automotive lubrication



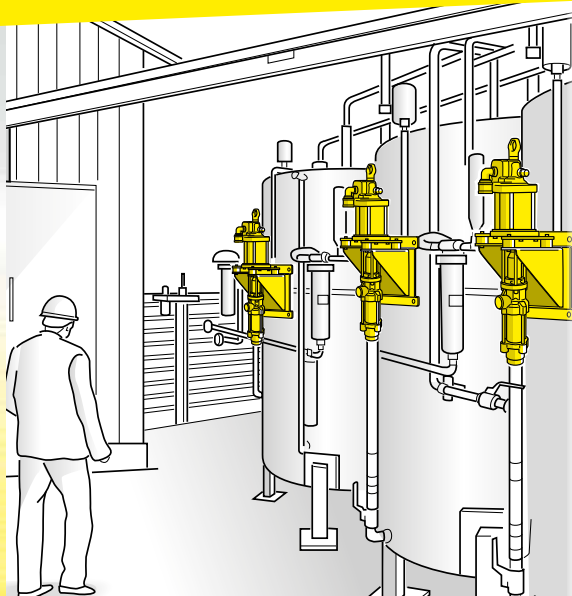
A wide variety of products for lubrication in the automotive, industrial, agricultural, marine and other sectors. Our products are designed to make work easier and quicker, according to the needs of our customers.

## Industrial hose reels



RAASM hose reels enable safe and practical management of any type of hose for use with all types of fluids.

## Industrial pumps



RAASM has created a wide range of industrial pumps to meet the most complex needs in application sectors such as industry, building, mining, shipyards, etc. This large range will certainly have the right pump for your application.

# INDEX FAMILIES



**1** BRAKE BLEEDING - WASHING - INFLATING page 31

**2** WASTE OIL SUCTION/DRAINERS page 41



**3** MANUAL OIL AND GREASE PUMPS page 59



**4** OIL PUMPS FOR TRANSFERRING AND DISTRIBUTION page 67



**5** GREASE PUMPS AND ACCESSORIES page 115



**6** SERVICE COLUMNS page 133



**7** HOSE REELS AND ACCESSORIES page 143



**8** INDUSTRIAL PUMPS AND ACCESSORIES page 189



# AUTOMOTIVE LUBRICATION







# FLUIDS AND LUBRICATION EQUIPMENT



# Manual pumps for oil and grease

3



**MANUAL OIL PUMPS**

page 60



**AIR-OPERATED OIL DISPENSERS**

page 62



**13 KG MANUAL GREASE PUMPS**

page 63



**HAND-OPERATED HIGH PRESSURE GREASE PUMPS**

page 64



**HAND-OPERATED GREASE TRANSFER PUMPS**

page 65



# Portable grease dispenser

Portable and wheel-mounted or air operated manual grease pumps. Practical and functional, they can be used in all workplaces and enable quick, high-pressure greasing on any motor vehicle or mechanism.

They are equipped with a grease follower plate that protects the lubricant and ensures positive priming.

manual

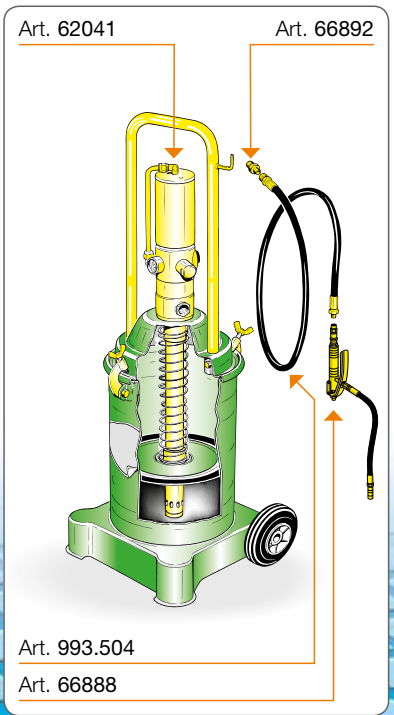
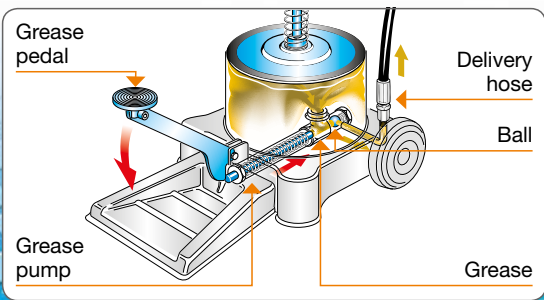
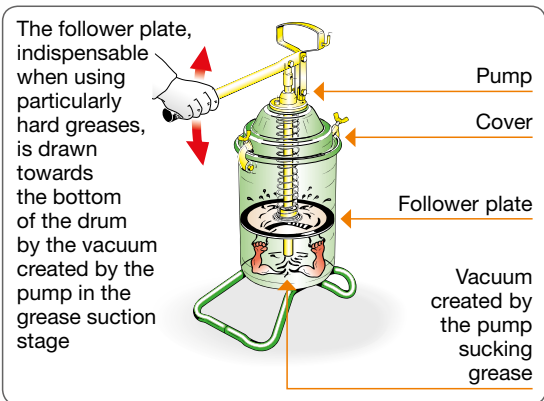
air operated



Article		68012	68113	68213
<b>Tank capacity</b>	kg	<b>13</b>	<b>13</b>	<b>13</b>
<b>Delivery hose length</b>	m	2,5 - 1/4"	2,5 - 1/4"	4 - 1/4"
<b>Delivery hose</b>	Art.	KR6802	KR6802	993.504
<b>Max outlet pressure</b>	bar	350/400	300/350	350/400
<b>Capacity every 10 cycles of lever Pump</b>	g	60	40	-
<b>Compression ratio</b>	Art.	-	-	62041
<b>Noise level</b>	dB	-	-	50:1
<b>Max working pressure</b>	bar	-	-	81
<b>Max air consumption</b>	l/min	-	-	8
<b>Capacity (free outlet 6 bar self-levelling grease at 20° C)</b>	g/min	-	-	330
<b>Grease follower plate</b>	Art.	yes	yes	yes
<b>Grease coupler</b>	Art.	66739	66739	66740
<b>Nipple</b>	Art.	-	-	66892
<b>Grease gun</b>	Art.	-	-	66888
<b>Packing</b>	N° - m <sup>3</sup>	1 - 0,070	1 - 0,070	1 - 0,100
<b>Weight</b>	kg	10,4	14	16,7
<b>Dimensions (A - B - C)</b>	cm	34 - 24,5 - 71	52 - 34 - 84	30 - 34 - 84



## Details and advantages

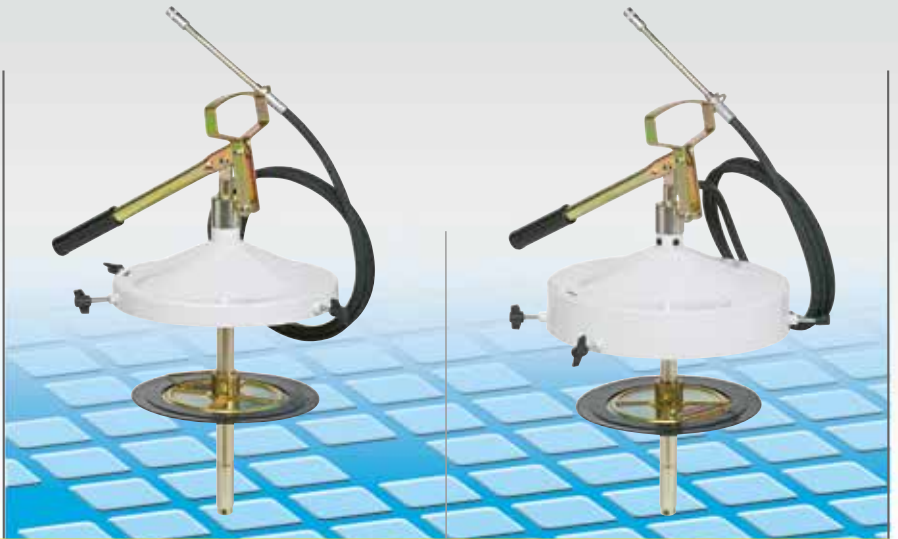









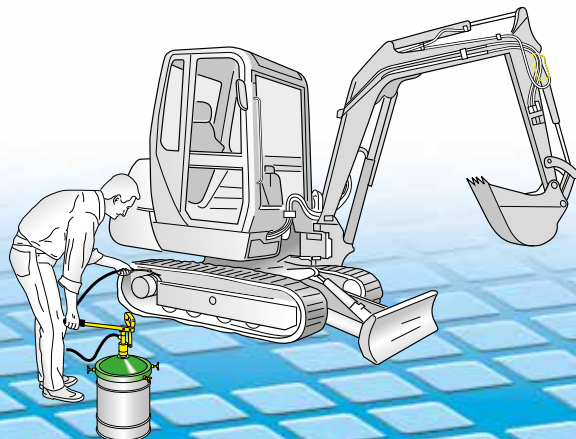
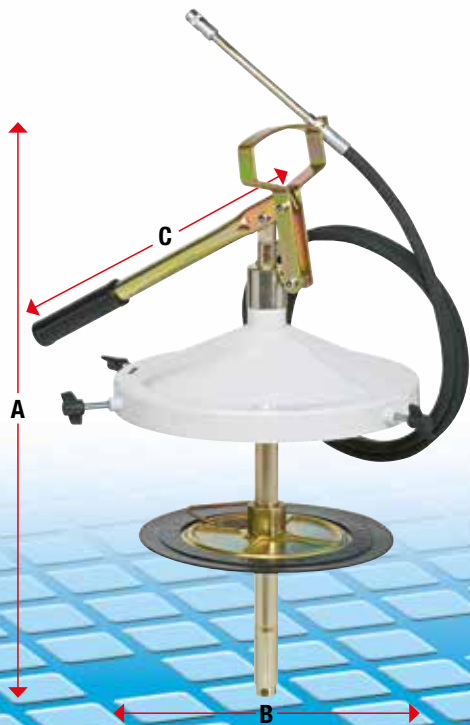
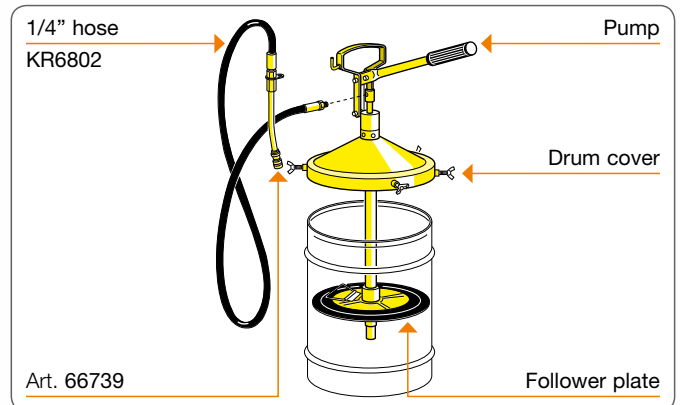
# Manual grease pumps

high pressure **350 bar**

**Portable lever-operated manual grease pumps.** Practical and functional, they can be used in all workplaces, and in particular on rough ground such as in farming or building sites. They enable easy change of the grease container (drum or bucket) and quick greasing on any motor vehicle or mechanism. They are equipped with a grease follower plate that protects the lubricant and ensures positive priming.



Article		60280	60310	60311
Suitable for drums	kg	<b>12 - 20</b>	<b>16 - 30</b>	<b>16 - 30</b>
		from 240 to 280	from 260 to 300	from 270 to 330
For drums with external ø	mm			
Delivery hose length	m	2,5 - 1/4"	2,5 - 1/4"	2,5 - 1/4"
Max outlet pressure	bar	350/400	350/400	350/400
Capacity every 10 cycles of lever	g	60	60	60
Drum cover ø	mm	280	310	337
Grease follower plate ø	mm	265	310	310
Grease coupler	Art.	66739	66739	66739
Packing	 N° - m <sup>3</sup>	1 - 0,022	1 - 0,022	1 - 0,036
Weight	 kg	5,4	6,5	7,2
Dimensions (A - B - C)	cm	63 - 28 - 35	63 - 31 - 35	63 - 33,7 - 35



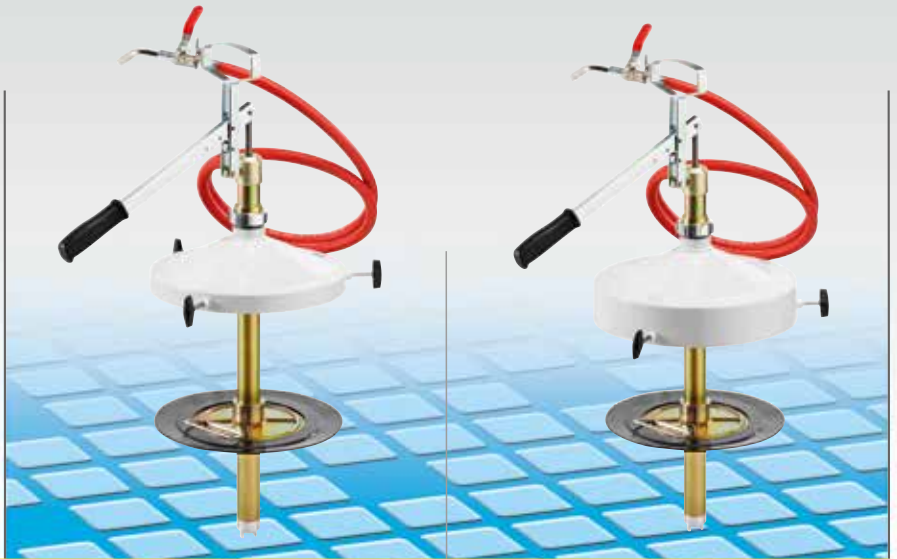


# Manual grease pumps

low pressure transferring 20 bar

## Portable manual lever-operated grease transfer pumps.

Each cycle of the lever delivers 50 g of grease. Practical and handy, they are used for filling gearcases, casings, hand-operated grease guns. They enable easy changing of the grease container (drums or bucket) and are equipped with a grease follower plate that protects the lubricant and ensures positive priming.



Article		60410	60411
Suitable for drums	kg	16 - 30	16 - 30
		from 260 to 300	from 270 to 330
For drums with external ø	mm		
Delivery hose length	m	2 - 1/2"	2 - 1/2"
Max outlet pressure	bar	18/20	18/20
Capacity every 10 cycles of lever	g	500	500
Drum cover ø	mm	310	337
Grease follower plate ø	mm	310	310
Packing	N° - m <sup>3</sup>	1 - 0,030	1 - 0,040
Weight	kg	6	6,7
Dimensions (A - B - C)	cm	78 - 31 - 35	78 - 33,7 - 35

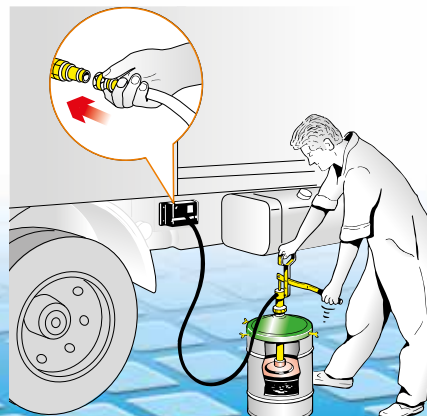
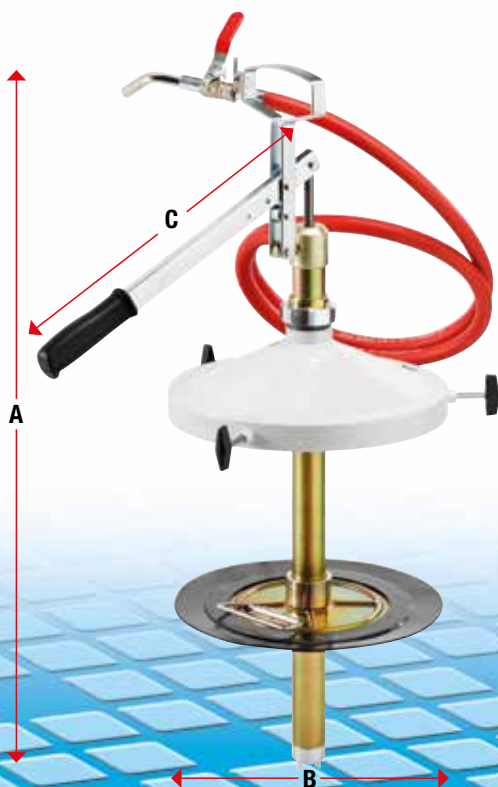
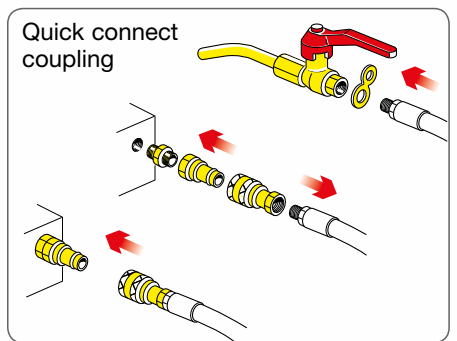
### Art. 60450

**Female quick connector**  
complete with check valve,  
1/4" F thread for filling central  
greasing system.  
Max pressure 350 bar



### Art. 60451

**Male quick connector**  
complete with check valve,  
1/4" F thread for filling central  
greasing system.  
Max pressure 350 bar



Filling central greasing system




Transfer in small drums



# FLUIDS AND LUBRICATION EQUIPMENT



# Grease dispensing pumps



**AIR-OPERATED GREASE PUMPS**

page 116



**GREASING KIT**

page 120

5



**GUNS AND ACCESSORIES**

page 126



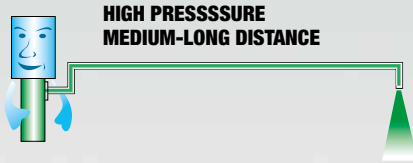
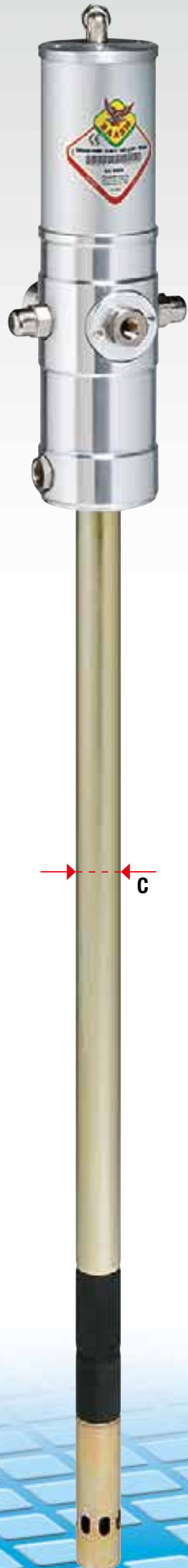
**TROLLEYS FOR CONTAINERS 20 - 220 KG**

page 130




# Air-operated pumps for DISTRIBUTION grease

Ratio **50:1** Flow rate **1500 g/min**



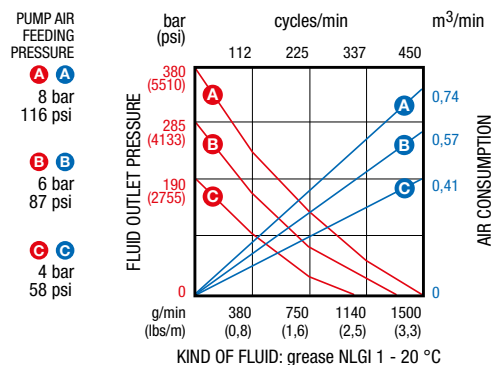
**HIGH PRESSURE  
MEDIUM-LONG DISTANCE**

**Series 600 air-operated pumps for short-long distance grease distribution, for high pressure greasing. Ideal for dispensing medium-high viscosity grease. Suitable for mobile installations and centralised fixed systems.**




**series 600**

Article with seals in	PU	62041	62048	62074	62095
Compatible fluids		Greases, medium-high viscosity			
Suction tube upper body		Aluminium			
Suction tube		Carbon steel			
Air inlet connection	bsp	F 1/4" G	F 1/4" G	F 1/4" G	F 1/4" G
Fluid outlet connection	bsp	F 3/8" G	F 3/8" G	F 3/8" G	F 3/8" G
Air working pressure	bar	6 - 8	6 - 8	6 - 8	6 - 8
Average air consumption	l/min	330	330	330	330
Noise level	dB	81	81	81	81
Air max pressure	bar	8	8	8	8
Suitable for drums	kg	16 - 20	20 - 30	50 - 60	180 - 220
Pump	Art.	-	-	-	-
Hose reel	Art.	-	-	-	-
Gun	Art.	-	-	-	-
Drum cover	Art.	-	-	-	-
Follower plate	Art.	-	-	-	-
Connection hose	Art.	-	-	-	-
Nipple	Art.	-	-	-	-
Drip-tray	Art.	-	-	-	-
Packing	N° - m <sup>3</sup>	1 - 0,010	1 - 0,010	1 - 0,020	1 - 0,020
Weight	kg	4,6	4,8	6,1	6,7
Dimensions (A - B - C)	cm	26,5 - 41 - 3	26,5 - 48 - 3	26,5 - 74 - 3	26,5 - 94 - 3





Ratio **65:1** Flow rate **1900 g/min**



series **700**

**63041**      **63048**      **63074**      **63095**

Greases, medium-high viscosity

Aluminium

Carbon steel

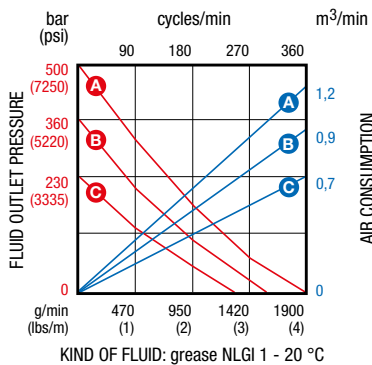
F 1/4" G	F 1/4" G	F 1/4" G	F 1/4" G
F 3/8" G	F 3/8" G	F 3/8" G	F 3/8" G
6 - 8	6 - 8	6 - 8	6 - 8
440	440	440	440
81	81	81	81
8	8	8	8
16 - 20	20 - 30	50 - 60	180 - 220
-	-	-	-
-	-	-	-
-	-	-	-
-	-	-	-
-	-	-	-
-	-	-	-
-	-	-	-
1 - 0,010	1 - 0,010	1 - 0,020	1 - 0,020
5,9	6,1	7,4	8,2
33,5 - 41 - 3	33,5 - 48 - 3	33,5 - 74 - 3	33,5 - 94 - 3

PUMP AIR FEEDING PRESSURE

**A** 8 bar 116 psi

**B** 6 bar 87 psi

**C** 4 bar 58 psi



Ratio **50:1** Flow rate **1500 g/min**



series **600**

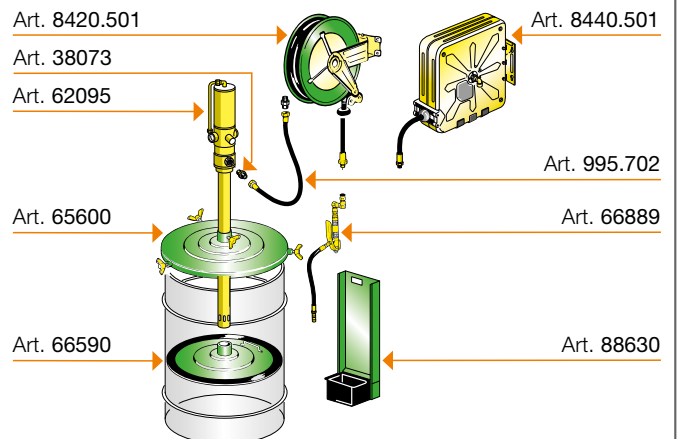
**64200**      **64210**

Greases, medium-high viscosity

Aluminium

Carbon steel

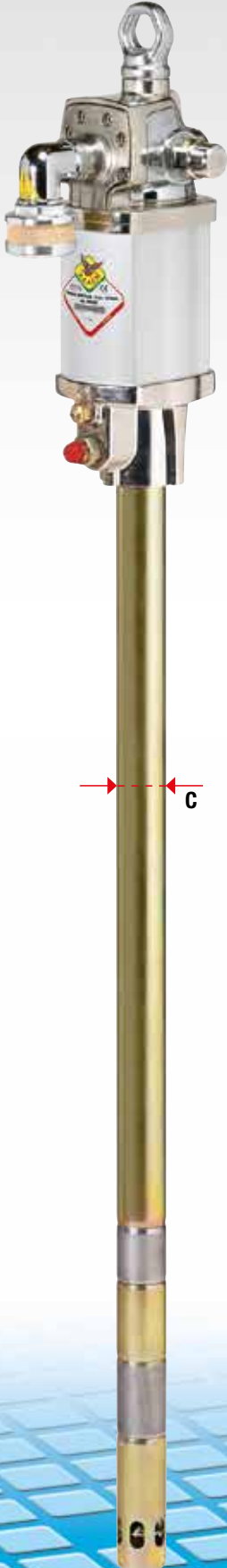
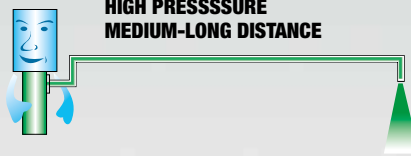
F 1/4" G	F 1/4" G
F 3/8" G	F 3/8" G
6 - 8	6 - 8
330	330
81	81
8	8
180 - 220	180 - 220
62095	62095
8420.501	8440.501
66889	66889
65600	65600
66590	66590
995.702	995.702
38073	38073
88630	88630
4 - 0,150	4 - 0,160
66,8	72






# Air-operated pumps for DISTRIBUTION grease


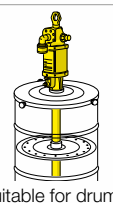


Ratio 45:1  
Flow rate 4400 g/min

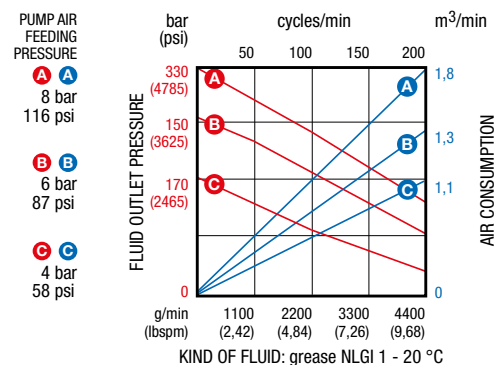
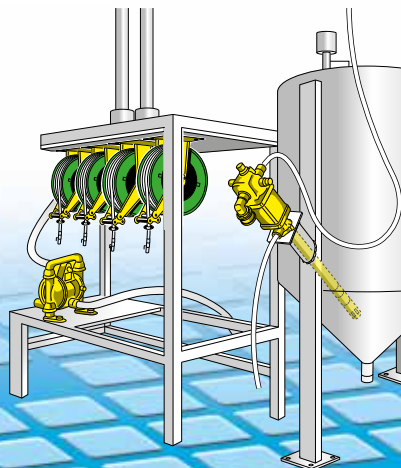


**Series 900 industrial air-operated pumps for short-long distance grease distribution, for high pressure greasing.** Ideal for transferring grease and high viscosity oil. The double action guarantees the delivery of a continuous and constant flow, suitable for the numerous needs of modern industry. The high quality of the materials used and the anticorrosion treatments reduce internal friction and limit wear over time.



series 900

Article with seals in	PU	90F/451	91F/451
Compatible fluids		Greases, high viscosity oils	
Suction tube upper body		Carbon steel	
Suction tube		Carbon steel	
Air inlet connection	bsp	F 1/2" G	F 1/2" G
Fluid outlet connection	bsp	F 1/2" G	F 1/2" G
Flow rate	g/min	4400	4400
Max air consumption 8 bar	m <sup>3</sup> /min	1,6	1,6
Noise level	dB	80	80
Air max pressure	bar	8	8
Suitable for drums			 suitable for drums 180-220 kg
Packing	 N° - m <sup>3</sup>	1 - 0,050	1 - 0,070
Weight	 kg	17	19
Dimensions (A - B - C)	cm	44,5 - 50 - 4,5	44,5 - 94 - 4,5



**Ratio 70:1**  
Flow rate **3000 g/min**



**Ratio 75:1**  
Flow rate **4400 g/min**



**Ratio 40:1**  
Flow rate **10000 g/min**



**with ram hoist Art.10/85**  
**10/12401P1N**

example of pump installation on a twin column ram hoist. For more info see page 212

**series 900**

**series 1200**

**91C/701**

**116F/751**

**117F/751**

Greases, high viscosity oils  
Aluminium  
Carbon steel

Greases, high viscosity oils  
Carbon steel

F 1/2" G

F 1/2"

F 1/2"

F 1/2" G

F 1/2"

F 1/2"

3000

4400

4400

1,6

2,8

2,8

80

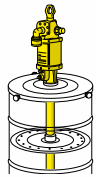
80

80

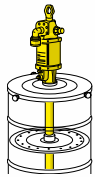
8

8

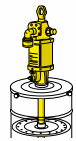
8



suitable for drums  
180-220 kg



suitable for drums  
180-220 kg



suitable for drums  
50-60 kg

1 - 0,070

1 - 0,070

1 - 0,070

19

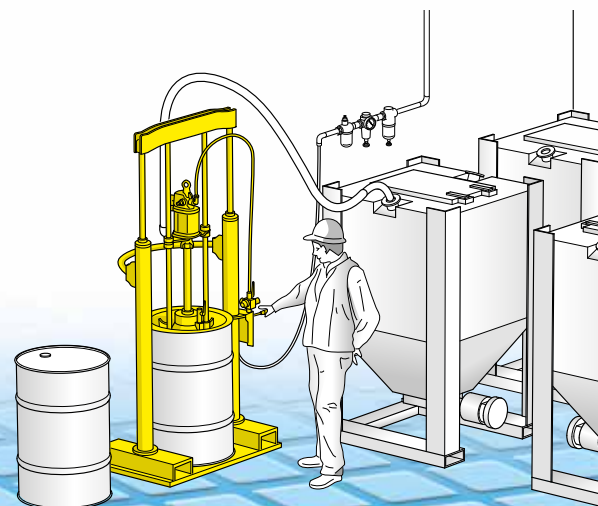
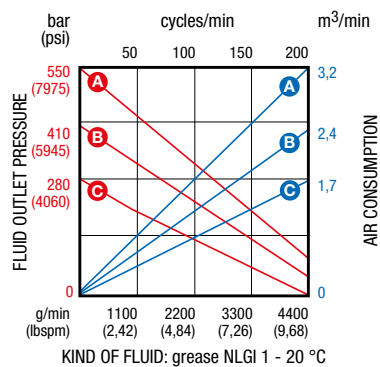
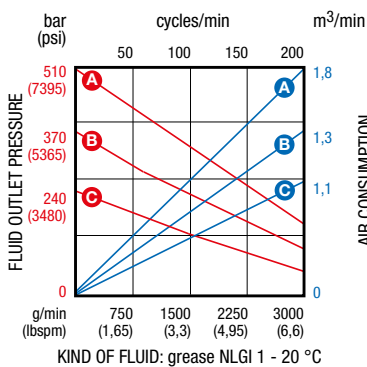
21

20

43 - 94 - 4,5

44,5 - 94 - 4,5

44,5 - 74 - 4,5





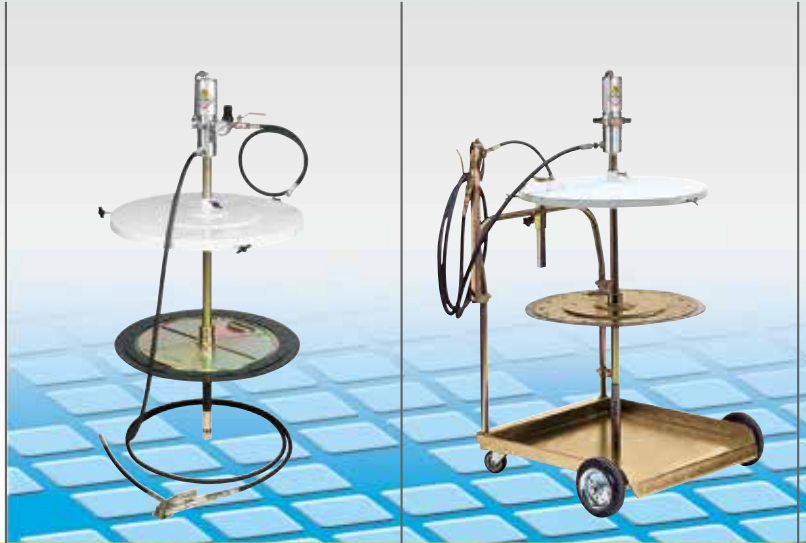
# Mobile or fixed grease dispensing kits suitable for drums 180 - 220 kg

## Mobile grease dispenser kits.

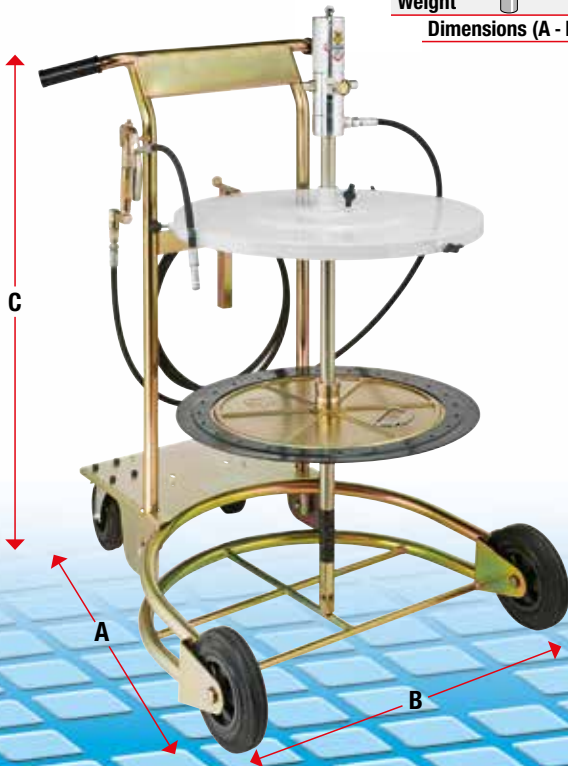
The ideal combination for dispensing grease in any workplace. The very easy to handle trolley is equipped with a drum (180 - 220 kg) clamping device, adjustable side support for hooking accessories, and wheel with brake.

The mobile unit comes with a handy hose reel with 12 m of hose.

By request the mobile unit can be equipped with other hose reels (see page 142).



Article	64195	64196	64197	64070	64070/65	64070/75
Ratio	50:1	65:1	75:1	50:1	65:1	75:1
Flow rate g/min	1500	1900	4400	1500	1900	4400
For drums with external ø	from 550 to 600			from 550 to 600		
Pump	Art. 62095	Art. 63095	Art. 116F/751	Art. 62095	Art. 63095	Art. 116F/751
Trolley	Art. -	Art. -	Art. -	Art. 80200	Art. 80200	Art. 80200
Hose reel or delivery hose	Art. 993.504	Art. 993.504	Art. 993.504	Art. 993.504	Art. 993.504	Art. 993.504
Gun	Art. 66888	Art. 66888	Art. 66888	Art. 66888	Art. 66888	Art. 66888
Drum cover	Art. 65600	Art. 65600	Art. 10/50	Art. 65600	Art. 65600	Art. 10/50
Follower plate	Art. 66590	Art. 66590	Art. 10/60	Art. 66590	Art. 66590	Art. 10/60
Grease connecting hose	Art. -	Art. -	Art. -	Art. -	Art. -	Art. -
Air connecting hose	Art. 993.202	Art. 993.202	Art. 996.302	Art. -	Art. -	Art. -
Nipple	Art. 66892	Art. 66892	Art. 66893	Art. 66892	Art. 66892	Art. 66893
Air regulator	Art. 37801	Art. 37801	Art. 37814	Art. -	Art. -	Art. -
Air quick coupler	Art. 37805	Art. 37805	Art. 37807	Art. -	Art. -	Art. -
Packing N° - m³	2 - 0,060	2 - 0,060	2 - 0,110	3 - 0,120	3 - 0,120	3 - 0,170
Weight kg	21	22,5	38	40,3	41,7	57
Dimensions (A - B - C) cm	60 - 60 - 120	60 - 60 - 127	60 - 60 - 138	67 - 77 - 131,5	67 - 77 - 131,5	67 - 77 - 131,5



Art. 116F/751

Art. 63095

Art. 62095

Art. 37801 - Art. 37814

Art. 37805

Art. 37807

Art. 993.202

Art. 66888

Art. 993.504

Art. 65600

Art. 10/50

Art. 66590

Art. 10/60

Art. 66892

Art. 66893

Art. 116F/751

Art. 63095

Art. 993.504

Art. 66892 - Art. 66893

Art. 62095

Art. 65600

Art. 10/50

Art. 66590

Art. 10/60

Art. 66590

Art. 10/60

Art. 66590

Art. 10/60

Art. 66590


Art. 10/60

Art. 66888

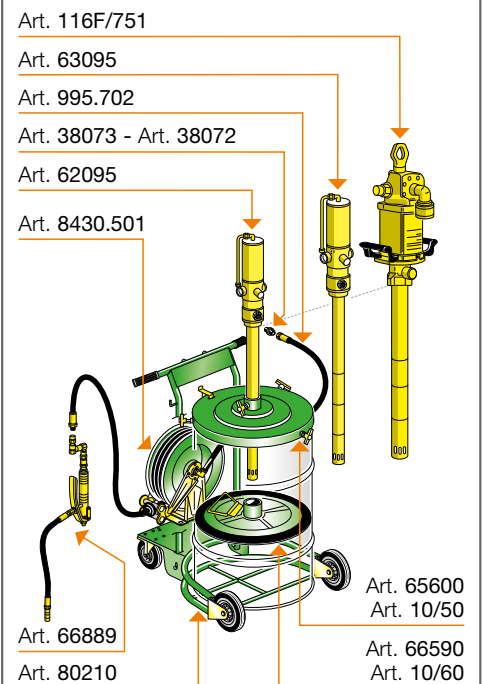
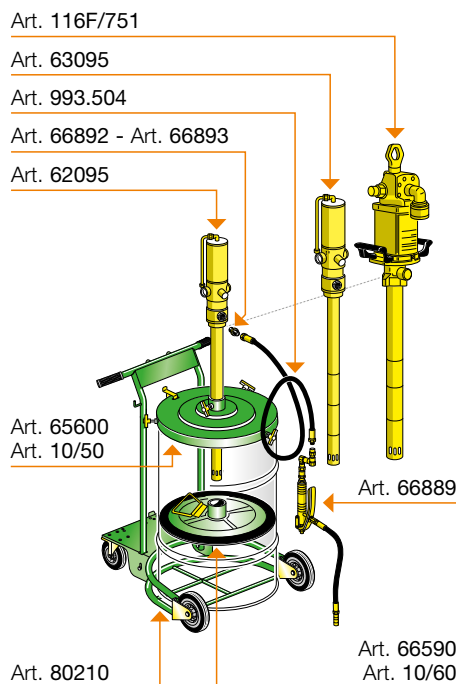
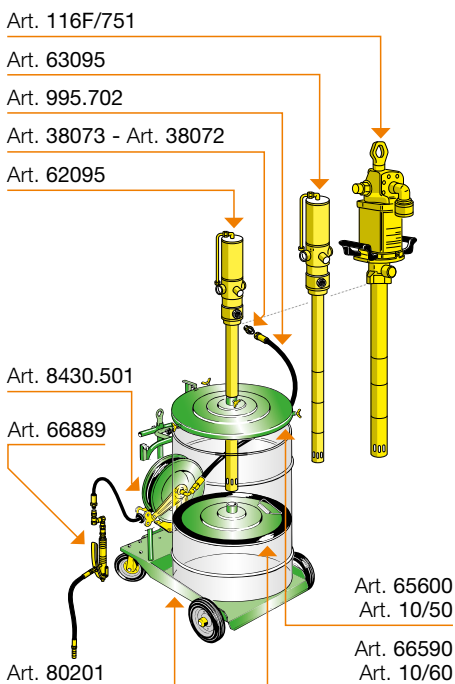
Art. 80200

with hose reel

with hose reel



64000	64000/65	64000/75	64071	64071/65	64071/75	64001	64001/65	64001/75
50:1	65:1	75:1	50:1	65:1	75:1	50:1	65:1	75:1
1500	1900	4400	1500	1900	4400	1500	1900	4400
from 550 to 600			from 550 to 600			from 550 to 600		
62095	63095	116F/751	62095	63095	116F/751	62095	63095	116F/751
80201	80201	80201	80210	80210	80210	80210	80210	80210
8430.501	8430.501	8430.501	993.504	993.504	993.504	8430.501	8430.501	8430.501
66889	66889	66889	66889	66889	66889	66889	66889	66889
65600	65600	10/50	65600	65600	10/50	65600	65600	10/50
66590	66590	10/60	66590	66590	10/60	66590	66590	10/60
995.702	995.702	995.702	-	-	-	995.702	995.702	995.702
-	-	-	-	-	-	-	-	-
38073	38073	38072	66892	66892	66893	38073	38073	38072
-	-	-	-	-	-	-	-	-
4 - 0,234	4 - 0,234	4 - 0,285	3 - 0,120	3 - 0,120	3 - 0,170	4 - 0,234	4 - 0,234	4 - 0,285
86	87,5	102	45,8	47,2	62,5	66,2	67,6	82,5
93 - 81 - 137	93 - 81 - 137	93 - 81 - 137	90 - 77 - 126	90 - 77 - 126	90 - 77 - 126	90 - 77 - 126	90 - 77 - 126	90 - 77 - 126





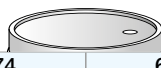
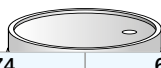


# Mobile or fixed grease dispensing kits suitable for drums 50 - 60 kg

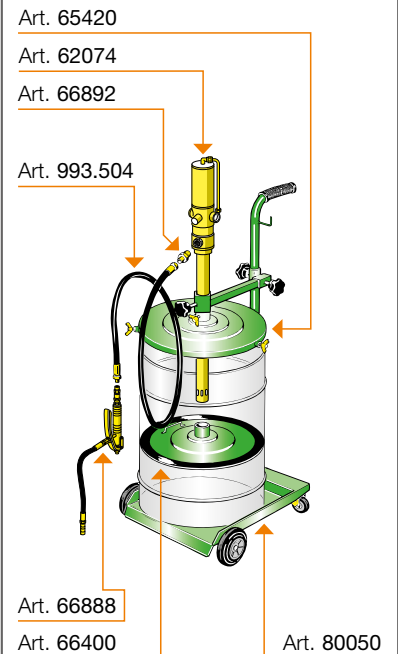
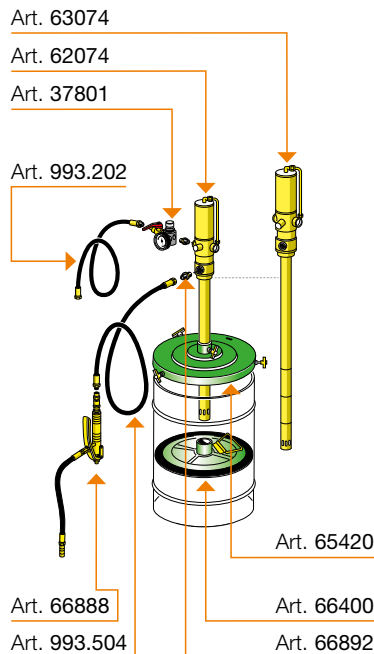
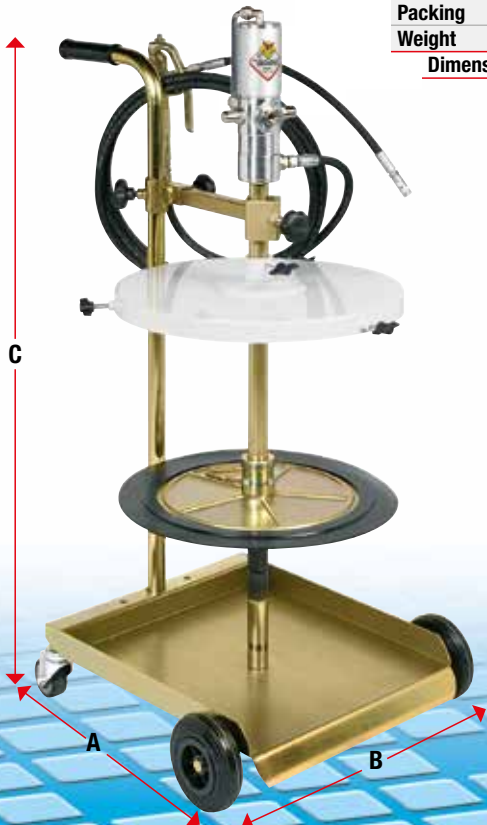
## Mobile grease dispenser kits.


The ideal combination for dispensing grease in any workplace.

The compact trolley has 2 fixed wheels and 2 castors (Art. 80050) or only 2 fixed wheels (Art. 80040 and Art. 80035), that make it very easy to handle. It is equipped with a pump support and is suitable for small-medium size containers.

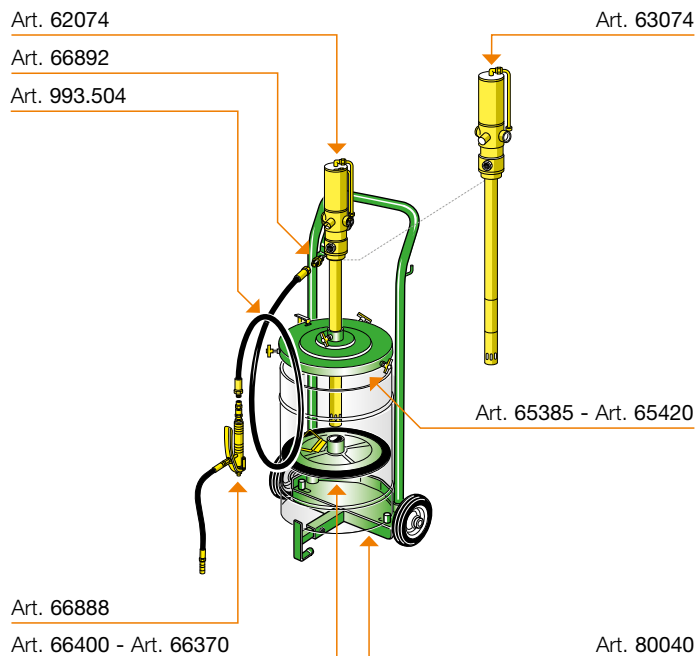
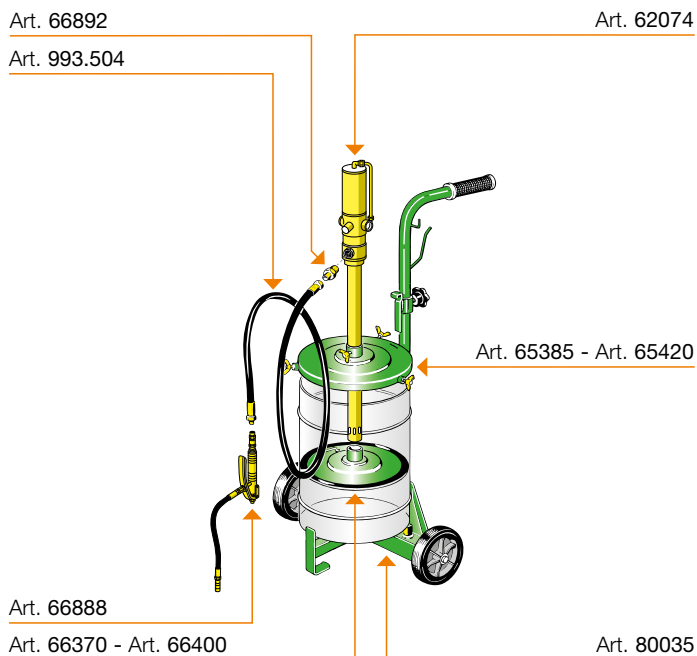


Article	64145	64146	64063	64064
Ratio	50:1	65:1	50:1	50:1
Flow rate g/min	1500	1900	1500	1500
For drums with external ø	from 370 to 420 		from 370 to 420 	
Pump Art.	62074	63074	62074	62074
Trolley Art.	-	-	80050	80050
Delivery hose Art.	993.504	993.504	993.504	993.504
Air connecting hose Art.	993.202	993.202	-	-
Gun Art.	66888	66888	66888	66888
Drum cover Art.	65420	65420	65420	65420
Follower plate Art.	66400	66400	-	66400
Nipple Art.	66892	66892	66892	66892
Air regulator Art.	37801	37801	-	-
Air quick coupler Art.	37805	37805	-	-
Packing  N° - m <sup>3</sup>	2 - 0,040	2 - 0,040	3 - 0,059	3 - 0,059
Weight  kg	17	18	19,5	22,4
Dimensions (A - B - C) cm	43 - 43 - 99	43 - 43 - 106	46 - 50 - 107,5	46 - 50 - 114,5





64040	64041	64037	64038	64042	64042/65	64039	64039/65
50:1	50:1	50:1	50:1	50:1	65:1	50:1	65:1
1500	1500	1500	1500	1500	1900	1500	1900
from 370 to 420		from 340 to 385		from 370 to 420		from 340 to 385	
62074	62074	62074	62074	62074	63074	62074	63074
80035	80035	80035	80035	80040	80040	80040	80040
993.504	993.504	993.504	993.504	993.504	993.504	993.504	993.504
-	-	-	-	-	-	-	-
66888	66888	66888	66888	66888	66888	66888	66888
65420	65420	65385	65385	65420	65420	65385	65385
-	66400	-	66370	66400	66400	66370	66370
66892	66892	66892	66892	66892	66892	66892	66892
-	-	-	-	-	-	-	-
-	-	-	-	-	-	-	-
3 - 0,048	3 - 0,048	3 - 0,048	3 - 0,048	3 - 0,048	3 - 0,048	3 - 0,048	3 - 0,048
19	22	18	20	22	23,5	21	22,5
44 - 39,5 - 106	44 - 39,5 - 106	44 - 39,5 - 106	44 - 39,5 - 106	43 - 47,5 - 107,5	43 - 47,5 - 114,5	43 - 47,5 - 107,5	43 - 47,5 - 114,5





# Mobile or fixed grease dispensing kits suitable for drums 12 - 30 kg

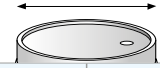
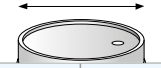


## Mobile grease dispenser kits.

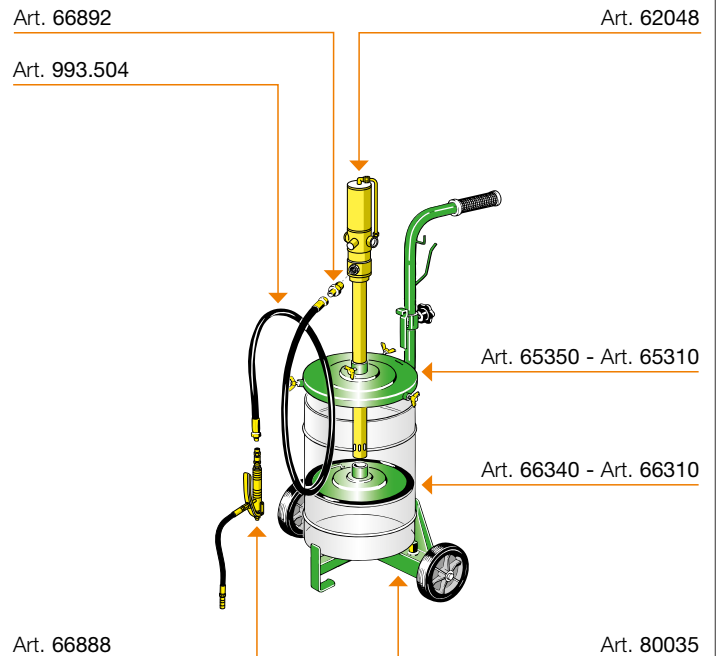

The ideal combination for dispensing grease in any workplace.

The compact trolley (Art. 80040 and Art. 80035) has 2 fixed wheels that make it very easy to handle.


It is equipped with a pump support and is suitable for small-medium size containers.








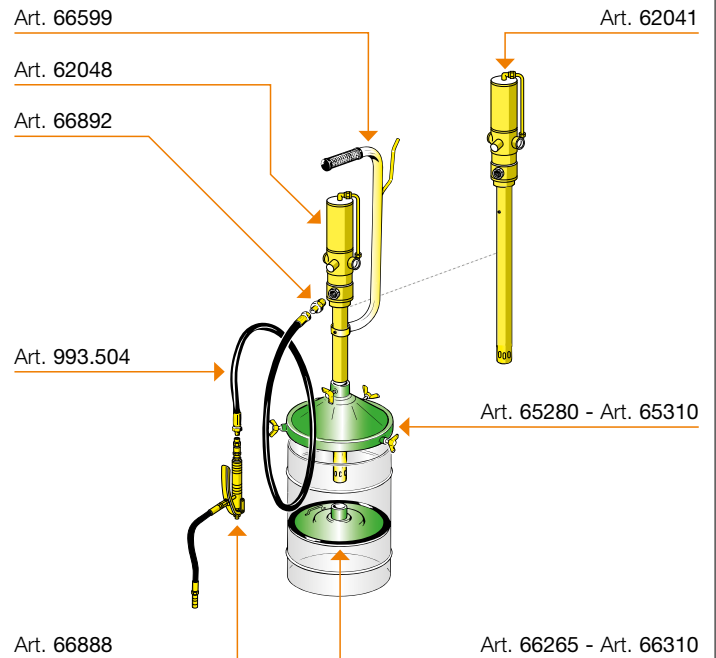
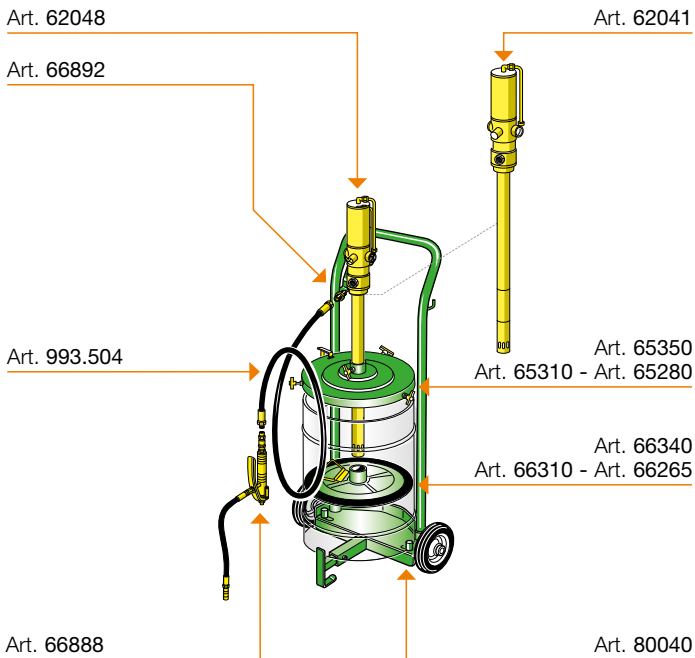
Article	64034	64035	64032	64033
Ratio	<b>50:1</b>	<b>50:1</b>	<b>50:1</b>	<b>50:1</b>
Flow rate g/min	<b>1500</b>	<b>1500</b>	<b>1500</b>	<b>1500</b>
For drums with external ø mm	from 300 to 350 		from 260 to 300 	
Pump Art.	62048	62048	62048	62048
Trolley Art.	80035	80035	80035	80035
Delivery hose Art.	993.504	993.504	993.504	993.504
Gun Art.	66888	66888	66888	66888
Drum cover Art.	65350	65350	65310	65310
Follower plate Art.	-	66340	-	66310
Nipple Art.	66892	66892	66892	66892
Kit carrying handle Art.	-	-	-	-
Packing  N° - m <sup>3</sup>	3 - 0,040	3 - 0,040	3 - 0,040	3 - 0,040
Weight  kg	15,9	17,5	15	17
Dimensions (A - B - C) cm	44 - 39,5 - 99,5	44 - 39,5 - 99,5	44 - 39,5 - 99,5	44 - 39,5 - 99,5








64036	64033/40	64025	64031	64021
<b>50:1</b>	<b>50:1</b>	<b>50:1</b>	<b>50:1</b>	<b>50:1</b>
<b>1500</b>	<b>1500</b>	<b>1500</b>	<b>1500</b>	<b>1500</b>
from 300 to 350	from 260 to 300	from 240 to 280	from 260 to 300	from 240 to 280
				
62048	62048	62041	62048	62041
80040	80040	80040	-	-
993.504	993.504	993.504	993.504	993.504
66888	66888	66888	66888	66888
65350	65310	65280	65310	65280
66340	66310	66265	66310	66265
66892	66892	66892	66892	66892
-	-	-	66599	66599
3 - 0,040	3 - 0,040	3 - 0,040	2 - 0,025	2 - 0,030
18,5	18	17	11,4	11
43 - 47,5 - 99	43 - 47,5 - 99	43 - 47,5 - 99	33 - 33 - 74,5	30 - 30 - 67,5





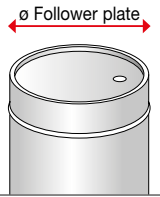
# Accessories for grease pumps

Union  $\varnothing$  30 mm




## Follower plate for pumps series 600 - 700 with suction tube $\varnothing$ 30

- Art. 66265 Follower plate  $\varnothing$  265 mm (drum internal  $\varnothing$  240 - 260 mm)
- Art. 66310 Follower plate  $\varnothing$  303 mm (drum internal  $\varnothing$  255 - 300 mm)
- Art. 66340 Follower plate  $\varnothing$  340 mm (drum internal  $\varnothing$  300 - 330 mm)
- Art. 66370 Follower plate  $\varnothing$  370 mm (drum internal  $\varnothing$  335 - 360 mm)
- Art. 66400 Follower plate  $\varnothing$  400 mm (drum internal  $\varnothing$  360 - 400 mm)
- Art. 66590 Follower plate  $\varnothing$  585 mm (drum internal  $\varnothing$  540 - 580 mm)

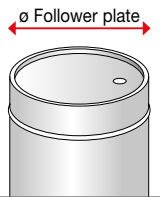


Union  $\varnothing$  45 mm



## Follower plate for pumps series 900 - 1200 with suction tube $\varnothing$ 45

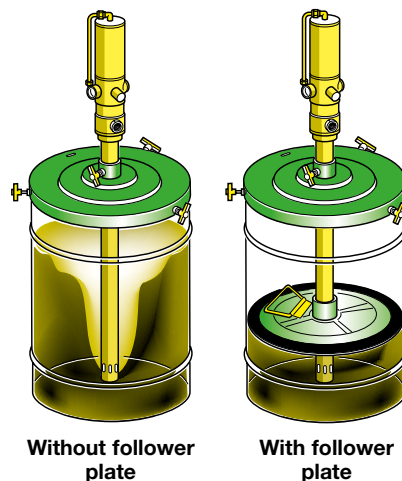
- Art. 10/60 Follower plate  $\varnothing$  585 mm (drum internal  $\varnothing$  540 - 580 mm)
- Art. 10/61 Follower plate  $\varnothing$  400 mm (drum internal  $\varnothing$  360 - 400 mm)
- Art. 10/62 Follower plate  $\varnothing$  370 mm (drum internal  $\varnothing$  335 - 360 mm)
- Art. 10/63 Follower plate  $\varnothing$  310 mm (drum internal  $\varnothing$  255 - 300 mm)



The **follower plate** is always recommended but becomes indispensable when using particularly hard greases. The follower plate is pulled towards the bottom of the drum by the vacuum created by the pump and always ensures the following advantages:

- it compresses the grease, preventing air pockets from forming and possible cavitation of the pump
- it keeps the grease clean, as well as preserving its characteristics
- it enables collection of all the grease from the bottom of the drum, that would otherwise remain stuck to the sides

## Details and advantages



Without follower plate

With follower plate

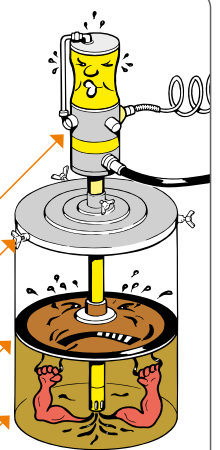
The atmospheric pressure at sea-level is 1 bar, equivalent to approx. 1 kg per  $\text{cm}^2$ . When the pump sucks the grease from the container, a vacuum is created under the follower plate and, at the same time, depending on the width of its surface, a pressure from 370 kg to 2000 kg is created above it.

Pump

Drum cover

Follower plate

Vacuum created by pump sucking the grease

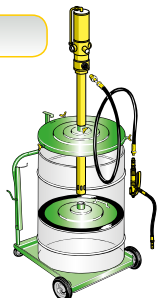


Union  $\varnothing$  30 mm



## Drum cover for pumps series 600 - 700 with suction tube $\varnothing$ 30

- Art. 65280 Drum cover  $\varnothing$  280 mm (drums external  $\varnothing$  240 - 280 mm)
- Art. 65310 Drum cover  $\varnothing$  310 mm (drums external  $\varnothing$  260 - 300 mm)
- Art. 65350 Drum cover  $\varnothing$  350 mm (drums external  $\varnothing$  300 - 350 mm)
- Art. 65385 Drum cover  $\varnothing$  385 mm (drums external  $\varnothing$  340 - 385 mm)
- Art. 65420 Drum cover  $\varnothing$  420 mm (drums external  $\varnothing$  370 - 420 mm)
- Art. 65600 Drum cover  $\varnothing$  600 mm (drums external  $\varnothing$  550 - 600 mm)

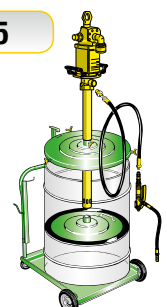


Union  $\varnothing$  45 mm



## Drum cover for pumps series 900 - 1200 with suction tube $\varnothing$ 45

- Art. 10/50 Drum cover  $\varnothing$  600 mm (drums external  $\varnothing$  550 - 600 mm)
- Art. 10/51 Drum cover  $\varnothing$  420 mm (drums external  $\varnothing$  370 - 420 mm)
- Art. 10/52 Drum cover  $\varnothing$  385 mm (drums external  $\varnothing$  340 - 385 mm)





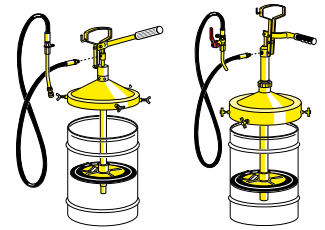
# Accessories for grease pumps

Union  $\varnothing$  25 - 30 - 38 mm



**Drum cover for manual pumps with suction tube  $\varnothing$  25 - 30 - 38**

- Art. **65309** Drum cover  $\varnothing$  337 mm  
(drums external  $\varnothing$  270 - 330 mm) for Art. 60311 (suction tube  $\varnothing$  25 mm)
- Art. **65311** Drum cover  $\varnothing$  337 mm  
(drums external  $\varnothing$  270 - 330 mm) for Art. 60411 (suction tube  $\varnothing$  38 mm)
- Art. **65312** Drum cover  $\varnothing$  337 mm  
(drums external  $\varnothing$  270 - 330 mm) for pumps with  $\varnothing$  30 mm suction tube



- Art. **66891** Nipple M 1/4"G x  
M 1/4"G tapered/cylindrical thread
- Art. **66892** Nipple M 1/4"G x  
M 3/8"G cylindrical/cylindrical thread
- Art. **66893** Nipple M 1/4"G x  
M 1/2"G cylindrical/cylindrical thread



- Art. **66739** 4-jaw grease coupler  
with antisplash valve fitted standard  
on manual grease pumps. Inlet M10x1
- Art. **66740** Special 4-jaw grease  
coupler with antisplash valve fitted  
standard on all grease guns. Inlet M10x1



- Art. **66895**  
Nipple M 3/8"G x F 1/4"NPT
- Art. **66896**  
Nipple M 1/4"G x F 1/4"NPT
- Art. **66897**  
Nipple F 1/4"G x M 1/4"NPT



- Art. **66741**  
90° grease coupler.  
Inlet thread M10x1



- Art. **60450**  
Female quick connector  
complete with check valve -  
F 1/4"G max pressure 350 bar

\* articles not manufactured by us



- Art. **66742**  
Hooking grease coupler.  
Inlet thread M10x1



- Art. **60451**  
Male quick connector  
complete with check valve -  
F 1/4"G max pressure 350 bar


\* articles not manufactured by us



- Art. **66743**  
Push-on grease coupler.  
Inlet thread M10x1



- Art. **66661**  
Straight single swivel joint  
M/F 1/4" G supplied with grease  
guns Art. 66888 - Art. 66881



- Art. **66663**  
Triple swivel joint  
M/F 1/4" G supplied with grease  
guns Art. 66889 - Art. 66882



- Art. **66599**  
Handle for portable grease kit  
supplied with grease kits Art. 64020 -  
Art. 64021 - Art. 64030 - Art. 64031



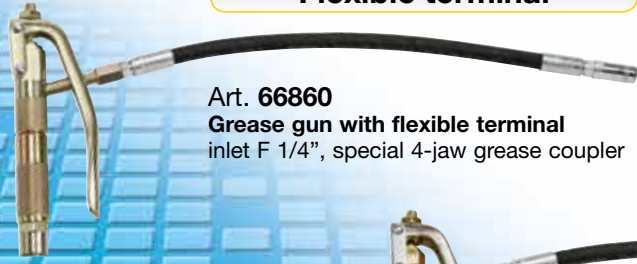
- Art. **993.201**  
Hose M/F 1/4" - 1 m - 20 bar
- Art. **993.202**  
Hose M/F 1/4" - 2 m - 20 bar
- Art. **993.504**  
Hose M/F 1/4" - 4 m - 400 bar
- Art. **993.512**  
Hose M/F 1/4" - 12 m - 400 bar
- Art. **993.518**  
Hose M/F 1/4" - 18 m - 400 bar
- Art. **995.701**  
Hose M/F 3/8" - 1 m - 400 bar
- Art. **995.702**  
Hose M/F 3/8" - 2 m - 400 bar
- Art. **995.710**  
Hose F 3/8" x M 1/4" - 10 m - 400 bar
- Art. **995.715**  
Hose F 3/8" x M 1/4" - 15 m - 400 bar



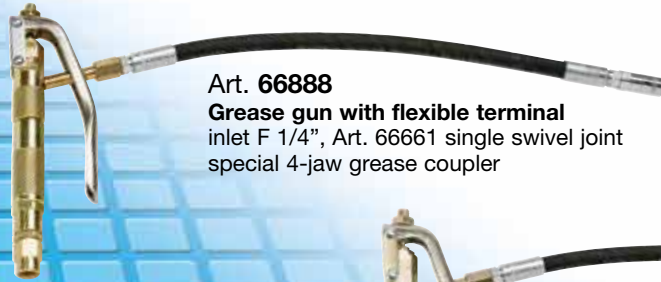
# Grease guns



## Flexible terminal



Art. 66860  
Grease gun with flexible terminal  
inlet F 1/4", special 4-jaw grease coupler



Art. 66888  
Grease gun with flexible terminal  
inlet F 1/4", Art. 66661 single swivel joint  
special 4-jaw grease coupler



Art. 66889  
Grease gun with flexible terminal  
inlet F 1/4", Art. 66663 triple swivel joint  
special 4-jaw grease coupler

## Without terminal



Art. 66855  
Grease gun  
valve inlet F 1/4"

## Rigid terminal



Art. 66880  
Grease gun with rigid terminal  
inlet F 1/4", with special 4-jaw  
grease coupler



Art. 66881  
Grease gun with rigid terminal  
inlet F 1/4", Art. 66661 single swivel joint  
with special 4-jaw grease coupler



Art. 66882  
Grease gun with rigid terminal  
inlet F 1/4", Art. 66663 triple swivel joint  
with special 4-jaw grease coupler



Art. 66856  
Flexible terminal with special 4-jaw grease coupler



Art. 66857  
Rigid terminal with special 4-jaw grease coupler




## Accessories for grease pumps

\*



**Art. 37801**  
**Pressure regulator with pressure gauge,** connections M/F 1/4"G. Applied on a pump or on the tank of a suction/drainer, for regulating the compressed air inlet pressure

**Art. 37814**  
**Pressure regulator with pressure gauge,** connections M/F 1/2"G. Applied on a pump or on the tank of a suction/drainer, for regulating the compressed air inlet pressure



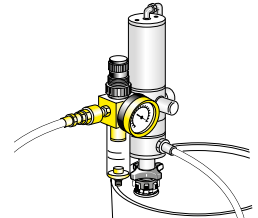
\* articles not manufactured by us

\*



**Art. 37810**  
**Pressure regulator with condensate discharge filter and pressure gauge,** connections F/F 1/4"G for application at the start of the compressed air line feeding the pump

**Art. 37815**  
**Pressure regulator with condensate discharge filter and pressure gauge,** connections F/F 1/2"G for application at the start of the compressed air line feeding the pump



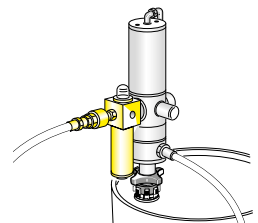
\* articles not manufactured by us

\*



**Art. 37811**  
**Air lubricator,** connections F/F 1/4"G. Its application guarantees better efficiency of the pump over time

**Art. 37816**  
**Air lubricator,** connections F/F 1/2"G. Its application guarantees better efficiency of the pump over time



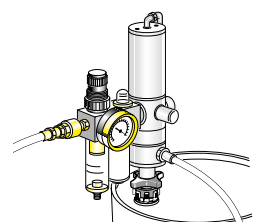
\* articles not manufactured by us

\*



**Art. 37812**  
**Pressure regulator with condensate discharge filter, air lubricator and pressure gauge.** Connections F/F 1/4"G the system guarantees that the pump feed air is free of condensate

**Art. 37817**  
**Pressure regulator with condensate discharge filter, air lubricator and pressure gauge.** Connections F/F 1/2"G the system guarantees that the pump feed air is free of condensate




\* articles not manufactured by us



# MODULAR Trolleys

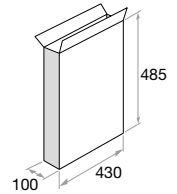
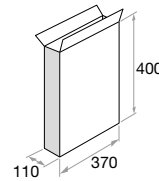
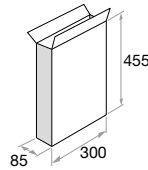
for drums 20 - 60 kg

**Modular trolleys**, entirely galvanised, suitable for handling 20 - 220 kg drums. Equipped with 2 or 4 high fluency wheels that make them very easy to handle. Their compact size ensures perfect integration in the workplace and their modularity enables compact packing for easy storage.

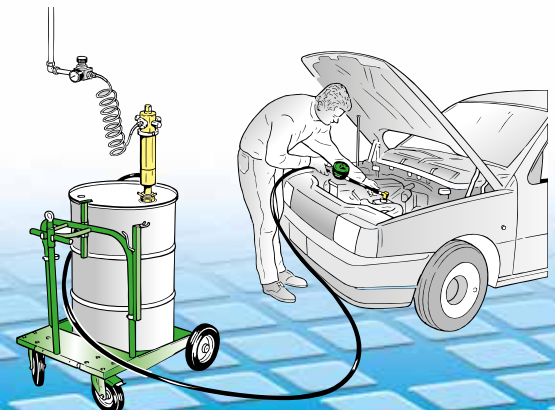
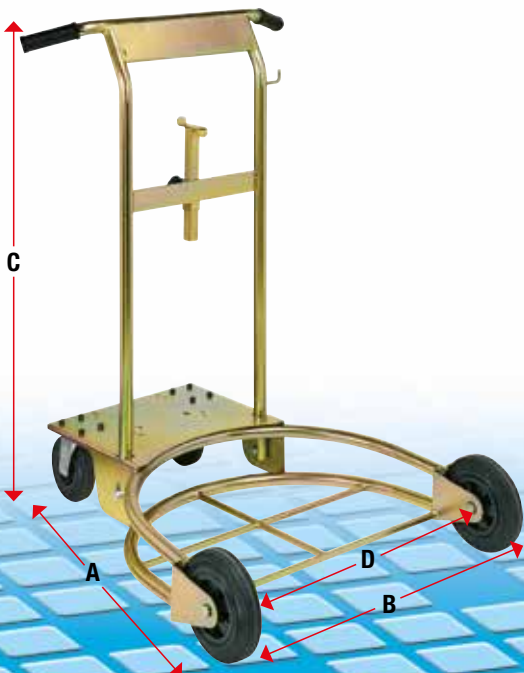
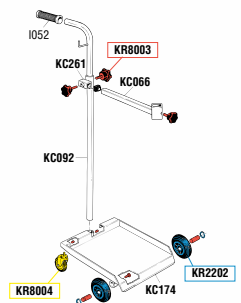
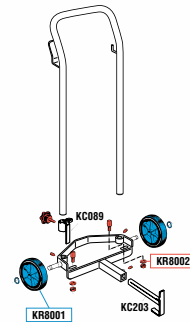
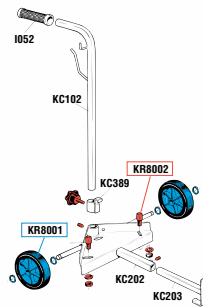


Article	80035	80040	80050
Suitable for drums	20 - 60	20 - 60	20 - 60
Packing N° - m <sup>3</sup>	1 - 0,010	1 - 0,010	1 - 0,020
Weight	5	6	9,2
For drums with max external (D)	39	44	39,5
Dimensions (A - B - C)	44 - 39,5 - 99,5	43 - 47,5 - 99	46 - 50 - 99

### Packing dimensions



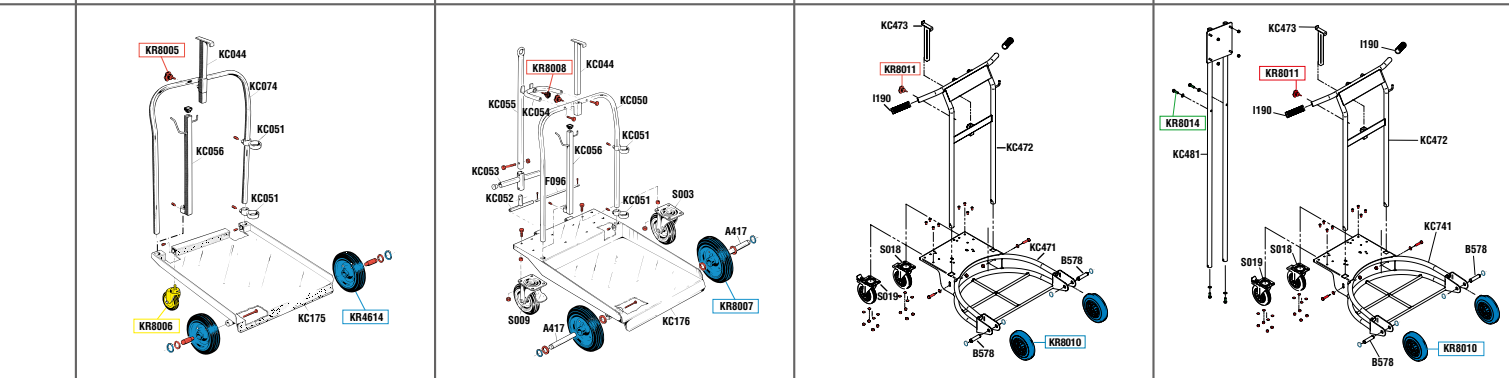
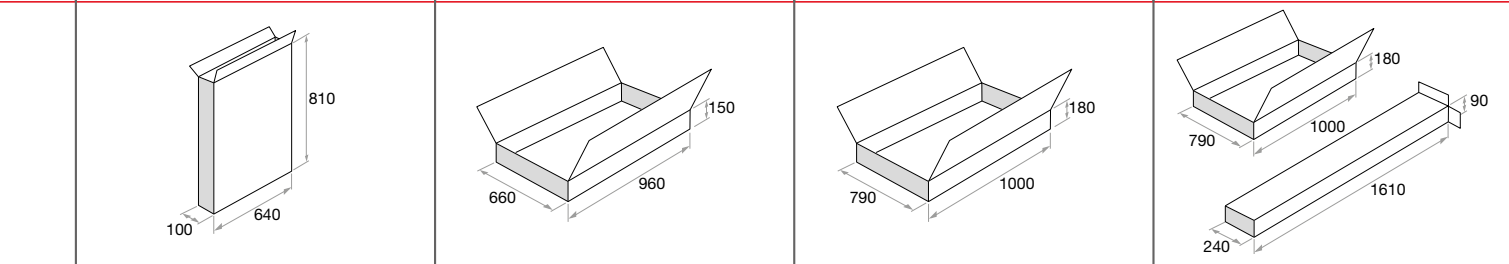
### Modular structure



for drums 180 - 220 kg



<b>80200</b>	<b>80201</b>	<b>80210</b>	<b>80215</b>
<b>180 - 220</b>	<b>180 - 220</b>	<b>180 - 220</b>	<b>180 - 220</b>
1 - 0,060	1 - 0,100	1 - 0,18	2 - 0,028
21,9	45,9	26,2	44
61,5	61,5	61,5	61,5
67 - 77 - 87	93 - 81 - 103	90 - 77 - 115	90 - 77 - 176



**Technical features** Designed to complete our articles such as oil and grease kits

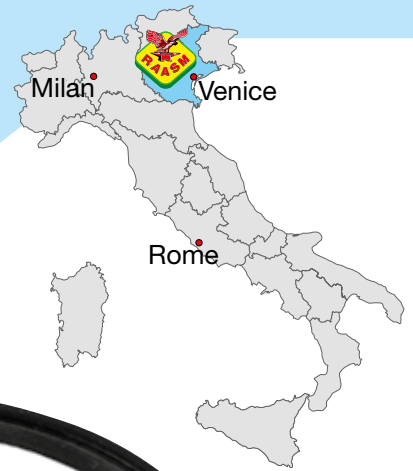
Art. 80035 - Art. 80040

Art. 80200 - Art. 80201  
Art. 80210

Art. 80215  
Pump,  
hose reel  
and oil gun  
not included



# How to reach RAASM



## by plane

With regular flights, the nearest airports are those Venice Tessera, Verona Villafranca and Treviso.

- **FROM VENICE TESSERA**  
Bassano can be reached by train:  
Venice - Padova - Cittadella  
Bassano del Grappa.
- **FROM VERONA VILAFRANCA**  
Bassano can be reached by train:  
Dossobuono - Verona - Vicenza  
Cittadella - Bassano del Grappa.
- **FROM TREVISO**  
Bassano can be reached by train:  
Treviso - Castelfranco - Cassola.



## by train

RAASM can be reached also by train, getting off at Bassano del Grappa station.

- **BOLZANO:** Bolzano - Verona  
Vicenza - Cittadella - Bassano del  
Grappa.
- **MILAN:** Milan - Verona - Vicenza  
Cittadella - Bassano del Grappa.
- **BOLOGNA:** Bologna - Padova  
Cittadella - Bassano del Grappa.
- **TRIESTE - UDINE:** Trieste - Udine  
Codroipo - Treviso - Castelfranco  
Bassano del Grappa.

**RAASM is approx. 3 km  
from the Train Station.**



## by own transport

Arriving by car from the north or west, with Verona as the reference point take the A4 Motorway towards Vicenza - Valdastico. At the Dueville exit head for Bassano del Grappa.

If arriving from the south, with Padova as the reference point take State Road 47 towards Cittadella Bassano del Grappa.





## THREE WORDS TO DESCRIBE RAASM

### ■ Technology

The starting point for the entire production cycle is the research and development of cutting-edge new solutions which lead to the development of **high quality products, fully produced in Italy.**



### ■ Quality

The quality of our product manufacturing has always been our absolute priority. To reach this goal rigorous testing accompanies every phase of the manufacturing process.



### ■ Functionality

RAASM offers the most complete range of lubrication products suited to many sectors. Our aim is to always be available to provide solutions to our customers.



All rights reserved to Raasm S.p.A.

Authorized distributor



**RAASM S.p.A.**  
36022 S. ZENO DI CASSOLA (VI)  
Via Marangoni, 33 - ITALY

**Export department**  
Tel. +39 0424 571 130 - Fax 0424 571 135  
**Technical department**  
Tel. +39 0424 571 150 - Fax 0424 571 155

info@raasm.com  
www.raasm.com

GB

WRCA219-2016-GB